



Learning
From Home
Offline
Booklet
Term 3 Week 5
Stage 3

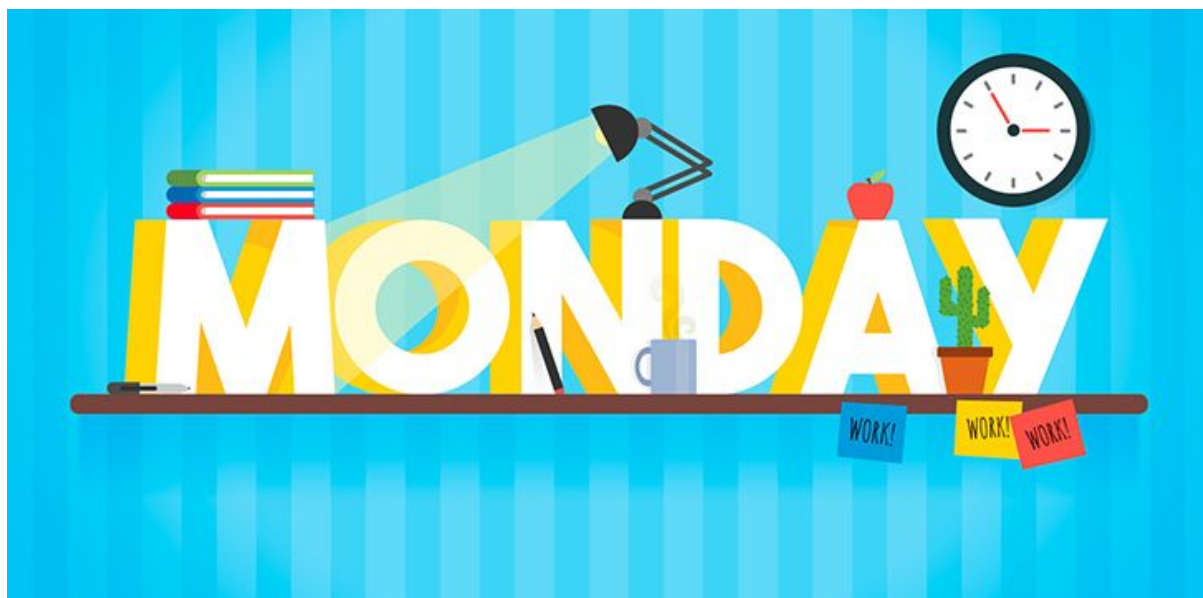


Term 3 - Week 5 – Stage 3

	Monday	Tuesday	Wednesday	Thursday	Friday
Morning Session 1	<p><u>Daily Gratitude Check-in</u></p> <p>On your Google Classroom post for this week you will find a Google Doc with a table and questions for you to reflect on every day this week.</p> <p>Fill in this Doc each day to share things that you are grateful for/those that are helping you through these tough times.</p>	<p>Born with a rare genetic disorder called progeria, Sam Berns knew he'd be facing more obstacles in life than most. This didn't stop him from taking charge of his own happiness. In this moving and inspirational talk, Berns lays out the three principles of the personal philosophy that allowed him to do so.</p> <p>Sam Berns: My philosophy for a happy life</p>	<p><u>Yoga</u></p> <p>Access the attached Cosmic Kids Yoga video and complete the mindfulness activity</p> <p>5 Mindfulness Exercises for Kids  Cosmic Kids</p>	<p><u>Like You</u> is a mindfulness podcast for kids. It uses breathing, affirmations, music, and imagination to explore feelings, relieve anxiety, encourage self-esteem, and grow empathy, all while having fun!</p> <p>Listen to the latest episode at the following link:</p> <p>https://likeyoupodcast.com/</p>	<p>MINI PROJECT DAY</p> <p>MINECRAFT</p> <p>“The World of Cauldrons”</p> <p>Today you will enter the World of Cauldrons. You will be designing and building your own Olympic Cauldron..</p>
Morning Session 2	<p><u>Soundwaves Unit 25 Part 1</u></p> <p>Soundwaves is a little different this week.</p> <ol style="list-style-type: none"> 1. Watch the Soundwaves Instructional Video (don't skip this step) 2. Open the Soundwaves GoogleSlides and complete as shown. 	<p><u>Main Idea USE THE CLUES</u> </p> <p>Open the Google document titled TUESDAY-Main Idea 2. Read through the examples then identify the main idea in 3 paragraphs. It will not be directly stated in a sentence (as last week's were) so you will need to use your detective skills.</p>	<p><u>Soundwaves Unit 25 Part 2</u></p> <p>Soundwaves is a little different this week.</p> <ol style="list-style-type: none"> 3. Watch the Soundwaves Instructional Video (don't skip this step) 4. Open the Soundwaves GoogleSlides and complete as shown. 	<p>3D Art <u>Junk Art Part 1</u></p> <p><i>It's time to continue our exploration into 3D art. In today's session you will be exploring the genre of Junk Art and the artists that create this unique art form.</i></p> <p>Follow through the 'JUNKY SCULPTURES' slides to explore the art and learn what you need to do to be prepared at home to create your own next week.</p>	<p>Once the build is complete you will be given time in the afternoon session to take screenshots and create your showcase slide set about your cauldron. You will be expected to annotate the images about your cauldron, including what the meaning behind it is and what materials you have chosen.</p>
Fruit Break					

Morning Session 3	PEEL Paragraph Task Open the 'MONDAY - THURSDAY Capital City Writing Task' Google slides. Work through 'Day 1' slides.	Planning/Template Open the 'MONDAY - THURSDAY Capital City Writing Task' Google slides. Work through 'Day 2' slides	Continue Writing Open the 'MONDAY - THURSDAY Capital City Writing Task' Google slides. Work through 'Day 3' slides	Complete/Edit Open the 'MONDAY - THURSDAY Capital City Writing Task' Google slides. Work through 'Day 4' slides	
Lunch					
Middle Session	Maths Revision Compete the Matharoo problem solving worksheet Open the google doc titled MONDAY MATHS REVISION and complete the worksheet on different types of graphs.	Maths Posing questions and collecting data Go to the following website and play the data game. There are 3 levels so remember to challenge yourself. https://mathsframe.co.uk/en/resources/resource/51/bar_charts Open the google doc titled TUESDAY POSING QUESTIONS and come up with 3 questions for each topic. Survey task: you will need to create a survey on a topic of your choice and collect data from your family and friends. You can do this by calling or messaging them. Once you have collected this data, you need to create a table and include a tally. You will also need a space in your table to divide the responses into	Maths Creating graphs Using the data you collected from yesterday, create at least two different types of graphs. This can be done on paper or digitally using excel or Google sheets. One graph needs to show two-way data. Write 3 questions for each of your graphs that can be solved by another person.	Maths Introduction to dot plots Watch the short video on how to make a dot plot https://www.youtube.com/watch?v=QUxoW9S3kKs Open the google doc titled THURSDAY DOT PLOTS and complete the questions. When you are done, you will need to create a dot plot using the data given in the table. You can use the dot paper provided to create your dot plot. Write 3 statements or questions about your dot plot.	SCREEN BREAK - during your break between Mincrafy sessions complete the below workout to add to your Premier's Sporting Challenge. Please complete the short zumba workout: https://www.youtube.com/watch?v=FHo9QaJ1Dyl

		male and female (two-way table).			
Recess					
Afternoon Session	Science <ol style="list-style-type: none"> 1. Watch the video 'StoryBots - Outer Space'. 2. Open the GoogleSlide 'Planet Research'. 3. Complete the Mnemonic Memory Task on Slide 6. 4. Read the fact file cards on the planets. Insert the table as directed on Slide 15. 5. Turn in your work. 	1:30 - 3pm <u>Minecraft Task</u> <p>Last week you designed and built your Olympic Athletes accommodation tower.</p> <p>Refer to today's Minecraft slides for today's task where you will be decorating the immediate area around your apartment building with green spaces, seating and other added extras.</p> <p>Make sure you carefully read the slides before you start.</p> <p>The world will be open from 1:30 to 3:00</p>	<u>History</u> <p>Today you are going to investigate what life was like for female convicts in Tasmania. Your focus is going to be a case study on a convict named Mary James.</p> <p>You will need to visit the links, watch the attached videos and then answer the questions located within the Google Slides presentation.</p>	2-3pm <u>Minecraft Task</u> <p>Today's session is not a building session. Today you will need to enter the world and take a series of screenshots of your build.</p> <p>You will then use these screenshots to create an annotated apartment tower slide set.</p> <p>On this slide set you will showcase the features and design of your building.</p> <p>It is where you show us you have met the success criteria of the original task.</p> <p>Make sure you carefully read our project slides so you know exactly what you need to do as time in the world is limited and it will be the last time it's open. .</p>	MINECRAFT SLIDE SHOW <p>The World will be open for two sessions today with a break in between to complete some physical activity.</p> <p>The world will only be open from 9:30-11:30 (building time) and 1:00-3:00 (presentation prep)</p>





Online Learning

Stage 3, Week 5, Monday

Morning Session 1

Daily Gratitude Check-in

On your Google Classroom post for this week you will find a Google Doc with a table and questions for you to reflect on every day this week.

Fill in this Doc each day to share things that you are grateful for/that are helping you through these through times.



Morning Session 2

Soundwaves Unit 25 Part 1

Soundwaves is a little different this week.

1. Watch the Soundwaves Instructional Video (don't skip this step)
2. Open the Soundwaves GoogleSlide and complete as shown.



FRUIT BREAK!

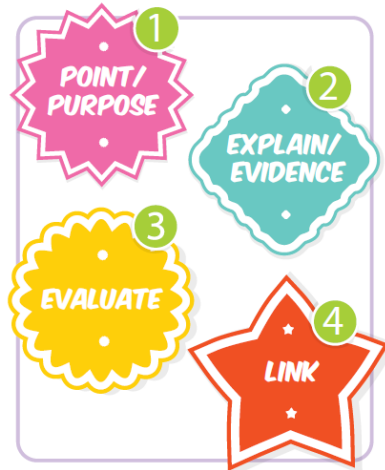


Morning Session: English Part 3 - Writing


PEEL Paragraph Task

Open the 'MONDAY - THURSDAY Capital City Writing Task' Google slides. Work through 'Day 1' slides

PEEL Your Paragraphs



LUNCH!



Middle Session - Maths

- Complete the Matharoo problem solving worksheet
- Open the Google doc titled Monday maths revision. Go through each of the different graphs and answer the questions. Make sure you interpret the data carefully.

RECESS!



Afternoon Session - Science

Science

1. Watch the video 'StoryBots - Outer Space'.
2. Open the GoogleSlide 'Planet Research'.
3. Complete the Mnemonic Memory Task on Slide 6.
4. Read the fact file cards on the planets.
5. Insert the table as directed on Slide 15.
6. ***Turn in*** your work.





List Words

reporter
sure
drawn
haunted
crawling
broad
stories
storey
brought
cause
awful
quarter
force
course
thoughtful
taught
ought
sword
fortune
wardrobe
laundry
autograph
audience
applaud
applause

- 1 **Colour** the graphemes that represent **or ore a aw au** in the List Words.
- 2 **Go** to the List Words for Unit 25. **Count** the sounds and identify all the graphemes in each List Word.
- 3 **Write** any other letters that can represent **or ore a aw au** on the Grapheme Chart. **Write** one word example for each.
- 4 **Colour** words where you hear **or ore a aw au** in each row.
or reported forceful worldly sailor
ore Oregon adore forest spore
a ballet although waterfall shallow
aw awfully awaken seaweed crawled
au aunt auction haunt because
augh daughter draught laughter naughty

Grapheme Chart

grapheme	word



- 5 **Write** graphemes to represent **or ore a aw au** to finish these List Words.
s_____ br_____ t_____ qu_____ter appl_____d _____dience
c_____se _____t f_____tune l_____ndry appl_____se th_____tful
c_____se sw_____d h_____nted br_____t w_____drobe _____tograph

- 6 **Write** the words in the box, beginning with the prefix **auto** and words built from the roots **audio** and **applaudo**, to match these meanings. **Use** your dictionary.

★ The prefix **auto** means *self*, root **audio** means *I hear*, and root **applaudo** means *to clap*.

automatic applause autograph automobile audience audible applaud autobiography

a person's life story written by him or her**self** _____
person's name written by him or her**self** often as a signature _____
works by **itself** _____ motor vehicle moving by **itself** _____
can be **heard** _____ **listeners** at a concert _____
praise that can be **heard** (clapping) _____ (verb) _____ (noun)

- 7 **Unjumble** the words in brackets. **Read** the headings with the words below to decide the correct verbs.

Today the	Yesterday the	They have	They are still
students (hiknt)	students		
teachers (aceht)	teachers		
couriers (bginr)	couriers		
shoppers (yub)	shoppers		

Unit 25



or ore a aw au

horse core ball paw sauce

List Words

haul
taunt
cordial
author
broaden
awfully
daughter
naughty
unlawful
sauce
source
tortoise
alternate
exhausted
orchestra
accordingly
mortgage
porcelain
plausible
mournful
precaution
automatic
authentic
tourniquet
extraordinary

1 **Colour** the graphemes that represent or ore a aw au in the List Words.

2 **Go** to the List Words for Unit 25. **Count** the sounds and identify all the graphemes in each List Word.

3 **Write** any other letters that can represent or ore a aw au on the Grapheme Chart. **Write** one word example for each.

4 **Circle** the words where you hear or ore a aw au in each column. **Add** a List Word with the or ore a aw au grapheme shown, to fit on the lines in each column.



Grapheme Chart

grapheme	word

or

according
coordinate
worthwhile
inspector

aw

aware
withdrawn
seaweed
flawless

au

Australia
authorised
beautify
saucy

a

major
alternative
watchful
squall

our

resources
courage
mourning
adjourn

5 **Write** List Words that include the following graphemes to fit on the lines.

— our —, — or —, — ort —, aw —, — augh —,
au —, — hau —, — au —, — or —,
— au —, — or —, — aor —.

6 **Rewrite** these List Words adding the missing graphemes for or ore a aw au.

tnt _____	unful _____	thentic _____
hl _____	brden _____	chestra _____
sce _____	mnful _____	tomatic _____
sce _____	ttoise _____	lternate _____
nty _____	mgage _____	tniquet _____

7 **Build** word families with these base words and the beginnings and endings in the brackets. **Use** your dictionary for correct spelling.

source

(s, re, re/ful)

author

(ise, ation, un/ed)

orchestra

(ate, al, ation)

authentic

(ly, ate, ity)



Using the 'PEEL' Technique - Writing a Persuasive Paragraph

Persuasive texts have three sections: an introduction, arguments and a conclusion. Each of these sections are written using paragraphs. Just like the text itself, paragraphs also have their own structure. One way to remember this structure is the acronym, 'PEEL'.

P = State your **POINT**

E = **EXPLAIN** your point with **EVIDENCE**

E = **EVALUATE** how the evidence supports your view

L = **LINK** these back to the topic or issue

PEEL your paragraphs!

1
**POINT/
PURPOSE**

State your main point. What is the most important thing your reader needs to know?

2
**EXPLAIN/
EVIDENCE**

Find facts that back up your main point. How can you use quotes, statistics or expert opinions?

3
EVALUATE

Evaluate the facts. How does the evidence support your main point?

4
LINK

Link this point to the next paragraph. What are some ways to connect your points?

Let's go into more detail- Starting with Point

The first sentence of your paragraph states the **point** or the topic of the paragraph.

It is important because it tells the reader what the paragraph will be about.

For example:

First of all, plastic bags are disastrous for our environment.

I believe dogs make better pets because they encourage your family to be more active.

Explain

Next, you support your idea with **evidence** or **examples**.

Evidence adds more credibility to your argument. The readers will see you as knowledgeable and reliable.

Evidence could be data, expert opinions or facts.

For example:

Studies show that shoppers use 500 billion plastic shopping bags every year.

Vets recommend that dogs have between 30-120 minutes of activity everyday depending on their breed.

Evaluate

Explain/evaluate how and why your evidence supports your point.

Write one to three sentences interpreting and explaining the evidence and how it supports your point.

For example:

Many of these single-use bags are thrown out and eventually end up in landfill or in the ocean. Plastic bags leak toxic chemicals into our oceans. In addition, sea animals can ingest them as they mistake pieces of litter for food.

As a result of this, pet owners need to ensure their dog is getting the exercise they need.

Link

The last sentence should link back to your point in the first sentence or it can transition to the next paragraph.

The link concludes the paragraph.

For example:

Reducing plastic bags would ensure less rubbish is stored in landfill and it would help to keep the ocean clean.

This would encourage families to be more active and to move more.

A PEEL paragraph

First of all, plastic bags are disastrous for our environment. Studies show that shoppers use 500 billion plastic shopping bags every year. Many of these single-use bags are thrown out and eventually end up in landfill or in the ocean. Plastic bags leak toxic chemicals into the ocean. In addition, sea animals can ingest them as they mistake pieces of litter for food. Reducing plastic bags would ensure less rubbish in landfill and help to keep the ocean clean.



It's your turn!

Drag the sentences below into the correct order to make a PEEL paragraph. It has been taken from a text called, "Animals Must Be Freed from Zoos." The paragraph is about removing wild animals from their natural habitats.

First of all, removing wild animals from their natural habitats is incredibly cruel.

When kept captive, these beautiful creatures become bored and lonely, often leading to a condition called 'zoochosis'. Animals suffering from zoochosis begin performing anxious, repetitive acts such as rocking back and forth, swaying, grooming themselves excessively and vomiting.

Animals must be freed from zoos now, so that this terrible suffering and mental torture ends for good.

Conditions such as this clearly demonstrate that wild animals belong in the wilderness; not in restrictive, prison-like enclosures.

End of Day 1



Day 2

It's time to plan!



The Introduction

Remember last week you did a lot of research on the Australian capital city you think should host the Olympics.

Today you will try and persuade your teacher that your capital city is the best choice!

use the introduction layout on the next slide to start your persuasive writing.



The introduction

I strongly believe that _____ is the best capital city to host the Olympics.
My reasons for this belief are that ____ (Reason 1) ____, ____ (Reason 2) ____,
____ (Reason 3) ____.

HINT: Your reasons might be to do with the weather in your city, the stadiums your city already have, the sporting events your city already hosts, or the features/attractions of the city.



PEEL Paragraph 1

It's now time to write your first PEEL Paragraph. Remember you can look over yesterday's slides if you want to refresh your memory.

You can use the next slide to help start your sentences. Start writing your paragraph in the next slide after that.

PEEL Sentence Starters

Use these sentence starters to help you write your PEEL paragraphs.

P	E	E	L
Point	Explain ²	Evaluate ¹	Link
I strongly believe...	For example...	This shows...	From this we can conclude...
Another point to consider is...	This is illustrated by...	This means...	It is clear that...
First of all...	This can be seen...	Therefore...	In conclusion...
It is quite obvious that...	Data shows...	Because of this...	We can therefore see...

twinkl visit [twinkl.com](https://www.twinkl.com)

PEEL Paragraph 1

Point State your main point.

What is the most important thing your reader needs to know?

Explain Find facts that

back up your main point. How can you use quotes, statistics or expert opinions?

Evaluate Evaluate

the facts. How does the evidence support your main point?

Link Link this point to

the next paragraph. What are some ways to connect your points?

Write your paragraph here, using the PEEL method. Remember to look at the sentence starter slide or the other PEEL example slides to help you.

End of Day 2

Day 3

Time to finish your writing!

PEEL Paragraph 2

Point State your main point.

What is the most important thing your reader needs to know?

Write your paragraph here, using the PEEL method. Remember to look at the sentence starter slide or the other PEEL example slides to help you.

Explain Find facts that back up your main point. How can you use quotes, statistics or expert opinions?

Evaluate Evaluate the facts. How does the evidence support your main point?

Link Link this point to the next paragraph. What are some ways to connect your points?

PEEL Paragraph 3

Point State your main point. What is the most important thing your reader needs to know?

Explain Find facts that back up your main point. How can you use quotes, statistics or expert opinions?

Evaluate

Evaluate the facts. How does the evidence support your main point?

Link Link this point to the next paragraph. What are some ways to connect your points?

Write your next paragraph here, using the PEEL method. Remember to look at the slide fore to help you. Remember to look at the sentence starter slide or the other PEEL example slides to help you.

The Conclusion

Use the template below to help you write your conclusion

In conclusion, it is quite obvious that _____ is the city that should host the Olympics. You can see this as ____ (sentence about reason 1) ____, ____ (sentence about reason 2) ____, ____ (sentence about reason 3) ____.

End of Day 3



Day 4

Time to Edit!



Time to Edit!

It's time to practise editing by fixing the passage below.



Find 4 spelling mistakes. Add 3 capital letters, 2 commas and 1 exclamation mark.

Super Sandwich

because I was hungry, I made myself a sandwich. since I wanted to be healthy, I used chicken avacado pine nuts, cheese and lettuce. Once i had eaten my sandwich, I felt so full of energy. If you want to eat a delishous and healthy lunch, you should defonately try my creation

Persuasive devices

Now it's time to refresh your memory on persuasive devices. You might remember last week we did a google slide when you had to make up your own sentences for all the persuasive devices. Watch the video below to refresh your memory.



https://www.youtube.com/watch?v=nRAtS4s_Dr8

Your turn!

You are now going to go back over your PEEL paragraphs and edit. You are going to look for spelling mistakes, punctuation mistakes, as well as making sure you have included a lot of persuasive devices.



Remember...

You might need to read your writing a few times before you are finished.

Checklist

Check all these off to make sure you have done the. Highlight when you have checked. The first one has been highlighted for you. Highlight by clicking the button that looks like this :



Structure

- ☒ My text begins with an introduction which states my viewpoint on the issue and captures the attention of my audience.
- ☐ I have included three strong arguments which support my viewpoint on the issue and are backed up by factual evidence.
- ☐ My text ends with a conclusion which summarises my arguments and reinforces my viewpoint on the issue.


Checklist continued..

Language Features and Devices

- ☐ I have used connecting words and phrases.
- ☐ I have used rhetorical questions.
- ☐ I have used alliteration.
- ☐ I have used repetition.
- ☐ I have used emotive language.
- ☐ I have used a high level of modality.
- ☐ I have used the Rule of 3.

Think you're done?

Read over and edit your paragraphs one more time....



It's now time to put your writing together

This slide has a light blue background with white clouds at the top and green bushes at the bottom.

You are now going to copy and paste your paragraphs on the next slides to make your full text.

First you need to make a title. My title is _____



Your title goes here


This slide has a light blue background with white clouds at the top and green bushes at the bottom. The bushes at the bottom are more detailed, with some yellow flowers and red dots.

Copy and paste your introduction and PEEL paragraph 1 here



Copy and paste your PEEL paragraph 2, PEEL paragraph 3 and conclusion here.

Note: If they don't fit you can go over more slides.



Extra slide if you need it





MATHAROO Worksheet LP – 23 21



Student Name: _____

Grade: _____ Date: _____




1. Bluey, the Dog talks slowly. It usually takes a person $2\frac{1}{2}$ seconds to say "Happy Birthday". It takes Bluey twice as long. So, how long would it take Bluey to say "Happy Birthday"?

2. Pedro's parents watched the Olympics for 3 hours on Monday, 2 hours on Tuesday and 3 hours on Friday. For how many hours did they watch the Olympics on those 3 days?



3. There were 22 goldfish in Jacqui's pond. But 5 of them died due to the very cold weather. How many were still alive in her pond?

4. Gigi's class went to the park to collect leaves. Gigi found 5 types, Corrie found 3 types and Josephine found 9 types. No leaves were the same type. How many types of leaves did they find altogether?



5. There were 37 birds sitting along power lines. (They don't get hurt!). 24 of them were finches. The rest were blue wrens. How many blue wrens were there?

6. A taxi driver drove 85 km on Monday, and twice that distance on Tuesday. How far did he drive on Tuesday?





MATHAROO Worksheet MP – 23 21

Student Name: _____

Grade: _____ Date: _____




1. By last Thursday, Australia had won 6 Gold, 1 Silver and 9 Bronze medals at the 2021 Olympics in Tokyo. Japan had won 11 Gold, 4 Silver and 8 Bronze medals. How many **MORE** medals had Japan won than Australia?



2. The children's movie "LUCA" reminds us that better holiday times are ahead. It runs for 95 minutes. How many hours and minutes is that?

3. An animal hospital in an inner-city suburb sees an average of 5,250 animals each month of the year. How many animals, then, do they usually see in a full year?




4. A "Thomas, the Tank Engine" toy made completely from recycled plastic is now on sale for \$33.98. Can Guy's dad buy 3 of these for their cousins with \$100? If so, how much change would he get from the \$100?

5. The "LITTLE SHOP" collections that one supermarket had promoted is now finished forever. That makes complete collections of those models more valuable. If they **WERE** being sold on eBay for \$15 per entire collection, but their value now goes up 15 times, what would their new selling price then be?



6. Petrol prices suddenly increased last week in some states around Australia. Petrol **WAS** selling at \$1.39 per litre in many places. The price suddenly increased by 49 cents per litre. What was the new, higher price per litre?

7. The top-selling children's books across Australia last week had the following prices: \$18, \$20 and \$15. If a library bought 2 copies of each of these books, how much would that purchase cost?



8. The Salvation Army provided 1,594,912 hot meals to people in need during the past 12 months. Write that number down **IN WORDS**.

9. **Open-ended Question:** 18 children in Sarah's class were doing folk dancing. The teacher said they must dance in groups, but no-one must be left out. How many different **EQUAL-SIZED** groups can they create? How many in each?



MATHAROO Worksheet UP – 23 21

Student Name: _____

Grade: _____ Date: _____




1. Aussie Gold Medal swimmer Ariarne Titmus won the 200 metre freestyle event with the following lap times: 27.04 seconds; 28.81 seconds; 28.85 seconds and 28.80 seconds. What was her **AVERAGE (MEAN)** lap time in that event, correct to 2 decimal places? Also, find her total race time in that event.



2. Australian competitors won 3 gold medals in one day last week at the Tokyo Olympics. They were in the 200 metre women's freestyle swimming, the women's four (rowing) and the men's four (rowing). What **PERCENTAGE** of those 3 gold medals were awarded in rowing events? Give your answer correct to 2 decimal places.

3. Soccer star Lydia Williams has released a children's book about the importance of teamwork, persistence and friendship in our lives. The book, called "GOAL!!!", sells in shops for \$20. But the online price is \$18.60, including postage. What **PERCENTAGE REDUCTION** is the online price of this book?



4. The new movie "STUNT MAN", which runs for 90 minutes, comes with a warning: "DO NOT TRY THESE STUNTS AT HOME!". If that movie is run **CONTINUOUSLY** by a cinema for a full 24 hours, how many times would it be run in that time?

5. Time spent on remote learning at home has varied across the country. Some secondary schools are offering 5 **HOURS** per day of "Zoom lessons", while others are offering just 30 **MINUTES** per day. What **FRACTION** of 5 hours is 30 minutes?



6. It takes Terry 2 minutes per shoe to tie his shoelaces on his school shoes. How long does he spend tying his shoes each school morning in a fortnight, if he's at school 5 days per week in that time?

7. Three new Lego boxed sets have recently gone on sale for \$15.99 per box. Jez has saved up \$66, and wants to buy each of these Lego sets. If he does so, how much money will he have left after the purchase?




8. **Open-ended Question:** A **FRACTION** of Sadie's class at school were away, with colds. If there are 24 children in the class, what **MIGHT** that fraction be?



Student Name: _____

Grade: _____ Date: _____



1. Aussie champion Jess Fox won Gold in the Tokyo Olympics in kayaking. Her time in the final was 105.4 seconds. She won the event by 1.28 seconds. What was the Silver medallist's time?



2. Last Friday, Japan was leading the medal tally board with 15 gold, 4 silver and 8 bronze medals. 2nd place went to China with 14 gold, 6 silver and 9 bronze medals. Japan has more gold medals, but China has more silver and bronze medals than Japan. Which nation is **REALLY** winning here, in your opinion? Can you come up with some scoring for gold, silver and bronze that helps compare them? Write down your formula! Compare it with the formulae of your friends.

3. The weights of the top-selling 3 towing vehicles are as follows: Toyota Land Cruiser – 2,740 kg; Land Rover Discovery – 2,362 kg; Toyota Prado Kakadu – 2,350 kg. Find the **AVERAGE** weight of these 3 vehicles, in tonnes and kilograms.



4. A recent study has found that many children play actively outside for 1½ hours per day, 5 hours per day in light physical activity and 7 hours per day sitting still. Show these figures on a graph. Be sure to label the graph, and use an accurate scale to clearly show the differences in these figures.

5. Estate agents are predicting that house prices in some areas of Australia are likely to increase by 20% over the next 12 months. If Rex's family home has been recently valued at \$675,000, at that rate, what **MAY** its selling price be in a year's time?



6. Some people are quite impatient! They love their 2-minute noodles, but only cook them for 75% of the 2-minutes advised. How much total time do they **SAVE** by doing this, if they have them 3 times a week for a fortnight?

7. Evaluate this Year 7 expression: $16 \div (21 - 11 - 6) + 20 \times 2 = \text{-----}$

8. **OPEN-ENDED QUESTION:** A **SQUARE** has an area **LESS** than 400 square centimetres. The length of each side is an **EVEN, WHOLE** number. What **MAY** be the **PERIMETER** of this square? Give 3 possible answers.



Matharoo ANSWER SHEET

for Matharoo 23 21 sheets for week beginning 2nd August, 2021

ANSWERS – Matharoo Lower-Primary Worksheet LP 23 21

1. 5 seconds
2. 8 hours
3. 17 goldfish
4. 17 types of leaves
5. 13 blue wrens
6. 170 kilometres

XX

ANSWERS – Matharoo Mid-Primary Worded Worksheet MP 23 21

1. 7 more medals.
2. 1 hour 35 minutes
3. 63,000
4. No
5. \$225
6. \$1.88 per litre
7. \$106
8. One million, five hundred and ninety-four thousand, nine hundred and twelve meals
9. Various answers

XX

ANSWERS – Matharoo Upper-Primary Worded Worksheet UP 23 21

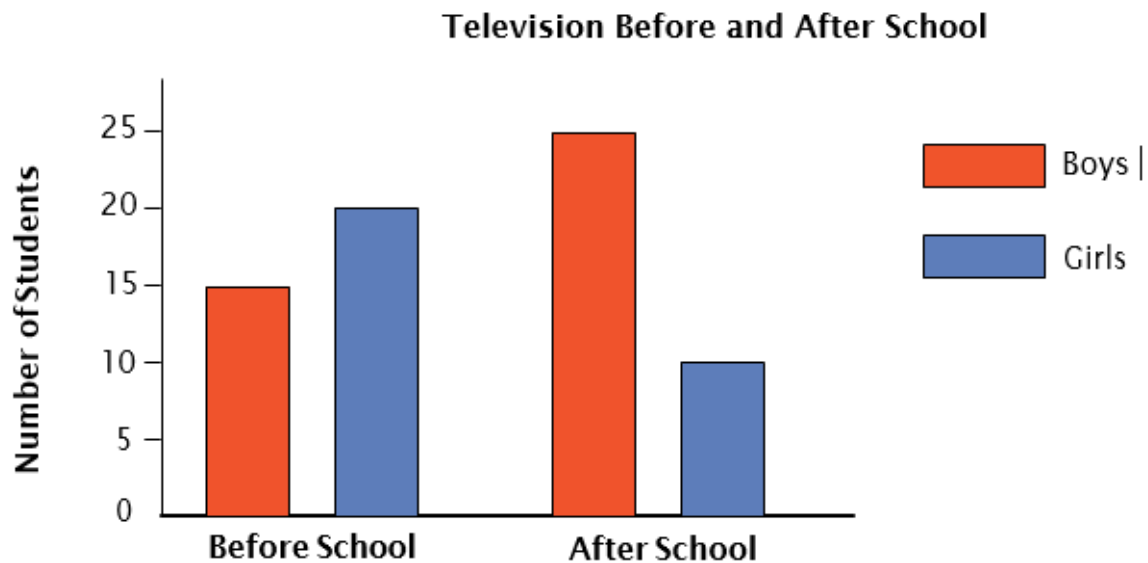
1. 28.375 seconds = 28.38 seconds rounded off; total time 1 minute and 53.5 seconds
2. 66.67%
3. 7%
4. 16 times
5. 1/10
6. 40 minutes
7. \$18.03
8. Various answers

XX

ANSWERS – Matharoo Extension Worded Worksheet EW 23 21

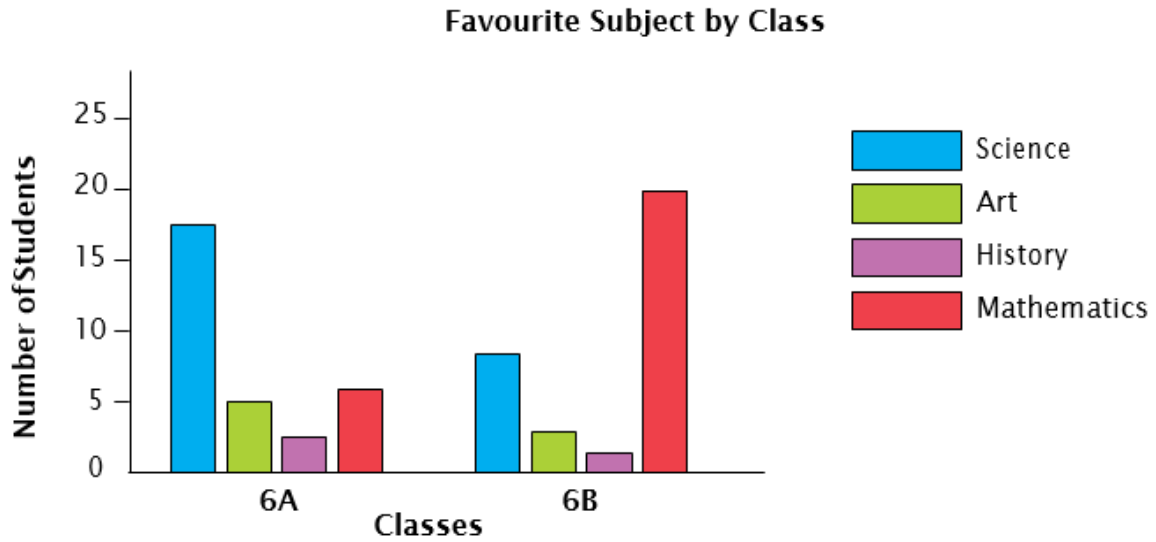
1. 106.68 seconds
2. Various answers – good for a chat!
3. 2 tonnes 484 kg
4. Various graphs
5. \$810,000
6. Saved 3 minutes
7. 44
8. Various answers

Interpreting Side-by-Side Column Graphs



Answer these questions by using the Television Before and After School side-by-side column graph.

- a) Answer true or false.
 - i) Boys watch more television after school than girls.
 - ii) Girls watch less television before school than boys.
- b) How many boys watch television before school?
- c) What is the difference between the number of boys and girls watching television after school?
- d) If 60 students were surveyed about watching television after school, how many don't watch television at all?
- e) Suggest two reasons why more boys watch television after school than girls.



1 Answer these questions by using the Favourite Subject by Class side-by-side column graph.

a) What is the favourite subject of the students in:

i) 6A

ii) 6B

b) What is the least favourite subject of the students in:

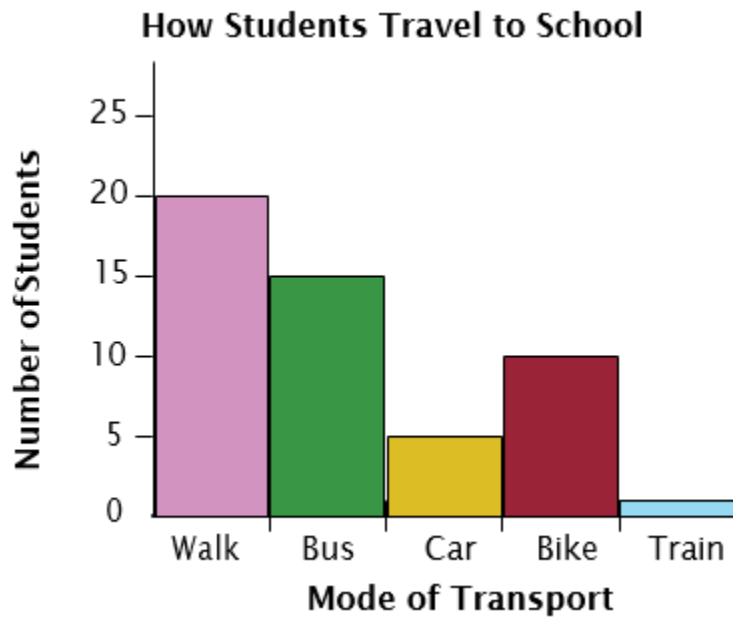
i) 6A

ii) 6B

c) How many students in 6A chose Art as their favourite subject?

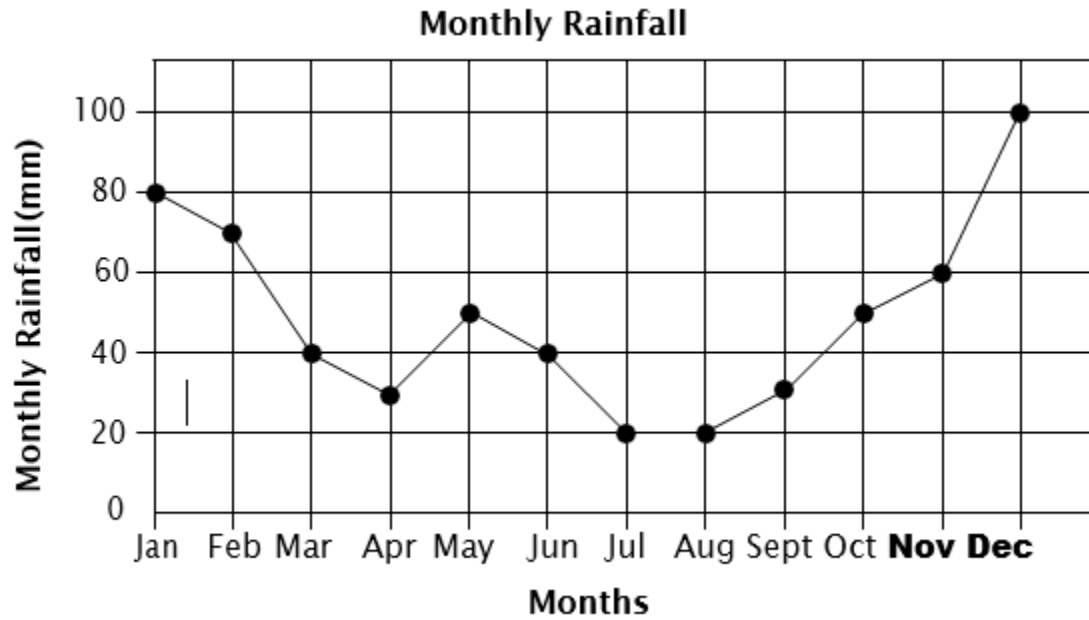
d) How many students altogether chose Mathematics as their favourite subject?

e) Suggest two reasons why 6A and 6B had different favourite subjects.



Answer these questions by using the How Students Travel to School column graph.


- a) Answer true or false.
 - i) More students walk to school than catch the bus.
 - ii) More students either walk or ride a bike than catch the bus.
- b) How many students travel to school by car?
- c) What is the difference between the number of students who walk to school and those who ride their bike?
- d) How many students were surveyed altogether?
- e) How old do you think the students are who were surveyed? How might the graph change if Year 1 students were surveyed?



Answer these questions by using the Monthly Rainfall line graph.


- a) Answer true or false.
 - i) The largest amount of rain fell in October.
 - ii) The driest month was April.
- b) How much rain was there in January?
- c) What was the total amount of rainfall for May, June and July combined?
- d) What was the approximate total amount of rainfall for the entire year?
- e) What was the difference in rainfall for November and December?
- f) List two ways this graph could be helpful to people.

THE PLANETS IN OUR SOLAR SYSTEM



SLIDESMANIA.COM


Do you know the order of the planets from the Sun?



Mnemonic Devices to remember the order

Mnemonic (*pronounced: nuh-mo-nuhk*) devices are learning techniques that help us remember information. In order to remember the order of the planets from the Sun, people have come up with different mnemonic devices, such as:


**My
Very
Elderly
Mother
Just
Served
Up
Noodles**

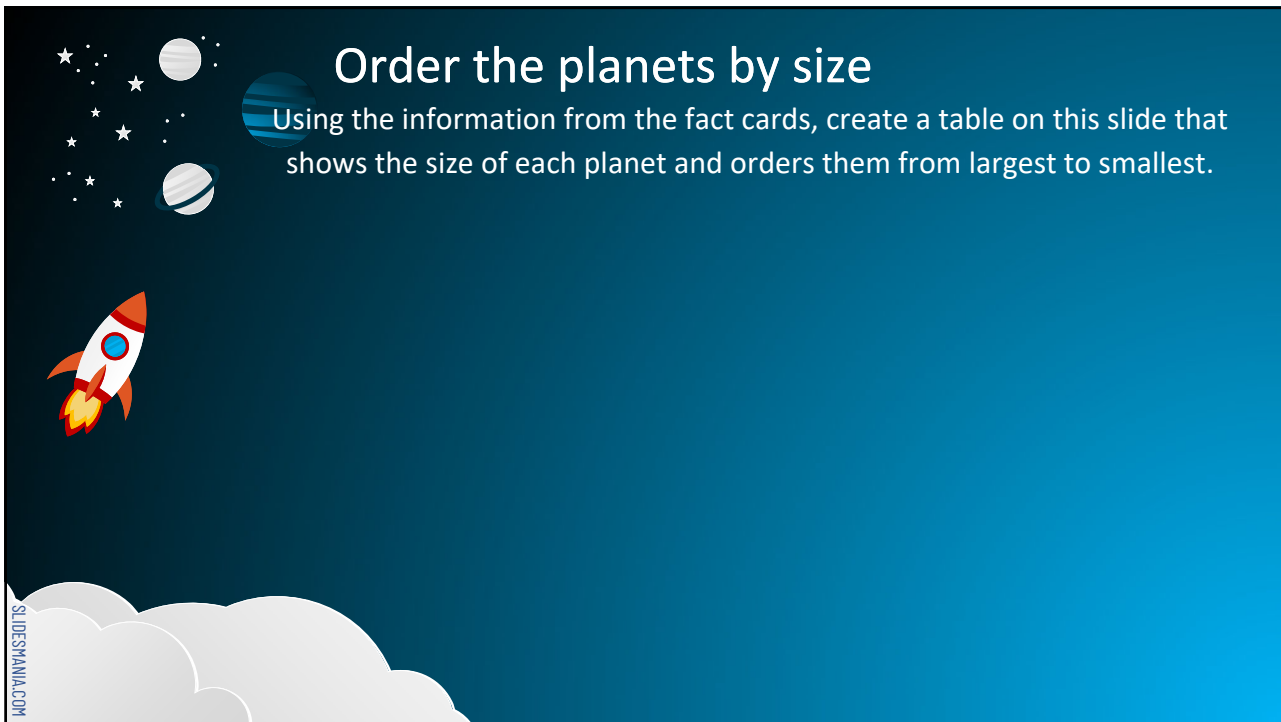


My own Mnemonic Device

See if you can come up with your own mnemonic device for remembering the order of the planets from the sun. If you are stuck you could use the internet to research existing ones and change them.

**M
V
E
M
J
S
U
N**






Order the planets by size

Using the information from the fact cards, create a table on this slide that shows the size of each planet and orders them from largest to smallest.


SLIDEMANIA.COM

Mercury



Size (diameter):	4879.4km
Moons:	0
Distance from Sun:	53.29 million km
Length of year:	88 days
Length of day:	58 days 15 hours 30 minutes
Temperature:	-173°C to 427°C
Atmosphere:	
hydrogen, helium, oxygen, sodium and potassium	

Venus




Size (diameter):	12 104km
Moons:	0
Distance from Sun:	107.48 million km
Length of year:	225 days
Length of day:	116 days 18 hours 0 minutes
Temperature:	around 470°C
Atmosphere:	
carbon dioxide (96.5%), nitrogen and sulphur dioxide	

Earth




Size (diameter):	12 742km
Moons:	1
Distance from Sun:	151.75 million km
Length of year:	365 days
Length of day:	24 hours
Temperature:	between -88°C and 58°C
Atmosphere:	
Nitrogen	78.08%
Oxygen	20.95%
Argon	0.93%
Carbon dioxide	0.04%

Mars



Size (diameter):	6791km
Moons:	2 (Phobos and Deimos)
Distance from Sun:	227.9 million km
Length of year:	687 days
Length of day:	1 day 0 hours 37 minutes
Temperature:	between -140°C and 20°C
Atmosphere:	
Oxygen: 0.13%, CO ₂ : 95.32%	
CO: 0.08%, N: 2.7%, Ar: 1.6%	

Jupiter




Size (diameter):	139 822km
Moons:	79
Distance from Sun:	778.89 million km
Length of year:	12 years
Length of day:	9 hours 56 minutes
Temperature:	about -145°C

Atmosphere:

This planet is made up mostly of gas. Almost the entire planet is made up of hydrogen and helium, with traces of ammonia, sulphur and water vapour.

Saturn




Size (diameter):	116 464km
Moons:	82
Distance from Sun:	1.5 billion km
Length of year:	29 years
Length of day:	10 hours 42 minutes
Temperature:	between -185°C and -122°C

Atmosphere:

This planet is made up mostly of gas. Almost the entire planet is made up of hydrogen (~75%), helium (~25%) and traces of methane and water.

Uranus



Size (diameter):	50 724km
Moons:	27 (Titania, Oberon, Miranda, Ariel, Umbriel, etc.)
Distance from Sun:	2.94 billion km
Length of year:	84 years
Length of day:	17 hours 14 minutes
Temperature:	around -224°C

Atmosphere:

This planet is made up mostly of gas. Almost the entire planet is made up of hydrogen and helium, with traces of ammonia, water and methane.

Neptune



Size (diameter):	49 244 km
Moons:	13 confirmed, 1 provisional
Distance from Sun:	4.48 billion km
Length of year:	165 years
Length of day:	16 hours 6 minutes
Temperature:	around -210°C

Atmosphere:

This planet is made up mostly of gas. Almost the entire planet is made up of hydrogen, helium and methane.

TUESDAY



Online Learning

Stage 3, Week 5, Tuesday

Morning Session 1

Born with a rare genetic disorder called progeria, Sam Berns knew he'd be facing more obstacles in life than most. This didn't stop him from taking charge of his own happiness. In this moving and inspirational talk, Berns lays out the three principles of the personal philosophy that allowed him to do so.

WHAT DID YOU GAIN FROM WATCHING THIS? HOW CAN HIS IDEAS HELP YOU?

[Sam Berns: My philosophy for a happy life](#)

TED

Morning Session 2: Identifying the Main Idea 2

Last week we worked at identifying the main idea when it was directly stated in the text.

Today we will work to identify it by using clues & making inferences. You will need to use all your detective skills.

- Open the **Google document** titled:
TUESDAY-Main Idea 2
- Read the examples given
- Read 3 paragraphs & identify main ideas & the clues (supporting details) you used to find it.



FRUIT BREAK!



Morning Session 3 - Writing


Planning/Template

Open the 'MONDAY - THURSDAY Capital City Writing Task' Google slides.
Work through 'Day 2' slides

PEEL Your Paragraphs



LUNCH!



Middle Session - Maths

- Go to the following website and play the data game. There are 3 levels so remember to challenge yourself.
https://mathsframe.co.uk/en/resources/resource/51/bar_charts
- Open the Google doc titled Tuesday posing questions. You will be given a different type of survey topic and have to come up with 3 questions that you could ask about this data.
- Survey task:
 1. You need to come up with your own topic to create a survey.
 2. You will then need to call or message your family and friends and record their responses into a table.
 3. You need to organise your responses into male and female responses for each so that you can create a two-way table - see the next slide for an example of a table.

Middle Session - Maths

Favourite movie genres

Genre	Male	Female	Total of both
Romance	I	IIII IIII	11
Comedy	III	IIII	8
Horror	IIII IIII	II	12
Action	III	IIII	8
Sci-fi	II	III	5

RECESS!



Afternoon Session - Minecraft 1:30-3:00pm

Today's session is a building session.

Carefully read the task slides in the slide set



Last week you designed and built your Olympic Athletes accommodation tower.

Refer to today's Minecraft slides for today's task where you will be decorating the immediate area around your apartment building with green spaces, seating and other added extras.

The world will only be open from 1:30 to 3:00

Turtles

Turtles are reptiles. They are cold-blooded, so they need sunlight to keep them warm and active.

Turtles have a hard shell on their back. This protects them from their enemies. Some turtles can even hide their heads inside their shells if they are being attacked!

Turtles lay their eggs on land. Some turtles lay their eggs in sand, then leave the eggs to hatch on their own. When they hatch, the baby turtles scramble down into the water. They have to be quick so that they don't get eaten by larger animals.

Most turtles eat plants that grow in the water. Some turtles also like to eat meat. These turtles eat small insects, snails and worms.



Name: _____

Date: _____

Finding the Main Idea

The main idea of a paragraph or text is the most important point that the author is making about a topic or subject.

1. Read the title of the text. Look at the illustration around the text.

Using these clues, what might the main idea of this text be?

What makes you think this?

2. Carefully read each paragraph of the text.

Underline any words which are repeated, or seem important.

Write them into the table below.

First Paragraph	Second Paragraph
Third Paragraph	Fourth Paragraph

Name: _____

Date: _____

Finding the Main Idea

3. Look at the words you wrote down in your table.

Use these to identify the main idea of each paragraph.

The first paragraph is about: _____

The second paragraph is about: _____

The third paragraph is about: _____

The fourth paragraph is about: _____

4. Which of the following could also be used as a title for this text?

- a) Mr. Turtle's Fabulous Adventure
- b) Amazing Underwater Plants
- c) All About Turtles
- d) I Love Turtles

5. Which of these **could not** be included as a paragraph in this text?

- a) Good names for a pet turtle
- b) Where turtles live
- c) How turtles survive underwater
- d) How long turtles live for

6. What other main ideas could you include in this text about turtles?

List some ideas. Compare your list with one of your classmates.

Answers

1. The main idea of this text is turtles. This is implied by the one-word title, 'Turtles', and the illustration of a turtle swimming in the ocean.

2. Answers will vary.

3. The first paragraph is about what type of animal turtles are.

The second paragraph is about how turtles protect themselves.

The third paragraph is about how turtles lay their eggs.

The fourth paragraph is about what turtles eat.

4. All About Turtles

5. Good names for a pet turtle

Posing Questions

1. You are planning to conduct a survey to investigate what kinds of mini-beasts live in your class vegetable garden.

Write three questions you would need to think about before conducting this survey.

- a.
- b.
- c.

2. You are interested in discovering what is the busiest time of day for car traffic on the main road outside your school.

Write three questions you would need to think about before conducting this survey.

- a.
- b.
- c.

3. You heard on television that many children do not do any exercise. You want to see if this is true for your classmates.

Write three questions you would need to think about before conducting this survey.

- a.
- b.
- c.

4. You are planning to conduct a survey to investigate how your classmates spend their leisure time on weekends.

Write three questions you would need to think about before conducting this survey.

- a.
- b.
- c.

5. You are interested in discovering which types of birds visit the bird feeder in the tree outside your classroom.

Write three questions you would need to think about before conducting this survey.

- a.
- b.
- c.

6. You heard on the radio that children watch around four hours of television a day. You want to see if this is true for your classmates.

Write three questions you would need to think about before conducting this survey.

a.

b.

c.



TUESDAY

Today, your task is to decorate
the area around your apartment
tower.

See the following slides for more
information.

TUESDAY 10th August

2-3pm

Today's task:

Decorate the area around your apartment tower.

Be MINDFUL to not go too close to anyone else's building and DON'T delete anyone else's decoration.

Here are some ideas as to how you might decorate your area.

- Green Spaces - plants, garden beds, trees.
- Paths - that link to the other paths around you.
- Sign Posts - to indicate the name of your apartment complex (maybe consider naming it after a famous olympian)
- Fountain
- Sculptures
- Light Posts

Note: Follow the expectations for Minecraft AT ALL TIMES.

Minecraft Expectations:

- ONLY touch your OWN building at all times.
- **DO NOT** move or destroy any part of anyone else's build.
- **DO NOT** spawn animals.
- **DO NOT** make portals.
- **DO NOT** build barriers.
- Stay in CREATIVE mode
- Don't forget, we are working independently **but we still need to be collaborative.** This means we need to negotiate and compromise and deal with problems quickly and politely.



Please understand that if people cannot work together and are not meeting the expectations, this task will be cancelled. This is your opportunity to show us as a Stage, that you can handle a task like this while we are online learning.

THURSDAY

Today, your task is to create a showcase of the apartment tower you have created.
You will do this by taking screenshots of your apartment tower and add them to this presentation.

See the following slides for more information.

THURSDAY 12th August

2-3pm

Today's task:

Today you will showcase the apartment tower you have created. You will do this by taking screenshots of your apartment tower and add them to this presentation.

**Today is NOT a building day.
The world is only open so that you can get your
screenshots for your slides.
The world will be CLOSED AT 3pm TODAY. Please take
all of your photos and save them in your slides before
3pm**

Note: On Friday there is an additional Minecraft Task in a new world. You will only be given the code if you have completed the apartment tower showcase slides with photos and detailed annotations.

THURSDAY 12th August

2-3pm


Your slides **MUST** include the following.

- Photos showing multiple external views
- Photos of multiple internal views - including your furnished rooms.
- **Detailed annotations.** Each picture should be annotated. Your **annotations** should highlight your key design features and explain your choices of materials or items.

See the examples on the following slides

Note: Follow the expectations for Minecraft AT ALL TIMES.


Please see below some examples of how to annotate your screenshots.



Please see below some examples of how to annotate your screenshots.



I have chosen cherry blossom plants to decorate the landscape of my building. This is because the cherry blossom is a famous flower to Japan, where my building is.





Online Learning

Stage 3, Week 5, Wednesday

Morning Session 1: Yoga

Yoga

Access the attached Cosmic Kids Yoga video and complete the mindfulness activity

[5 Mindfulness Exercises for Kids 🌸🧘 | Cosmic Kids](#)



Morning Session 2

Soundwaves Unit 25 Part 2

Soundwaves is a little different this week.

1. Watch the Soundwaves Instructional Video (don't skip this step)
2. Open the Soundwaves GoogleSlide and complete as shown.




FRUIT BREAK!




Morning Session 3: Writing

Continue Writing

Open the 'MONDAY - THURSDAY Capital City Writing Task' Google slides. Work through 'Day 3' slides

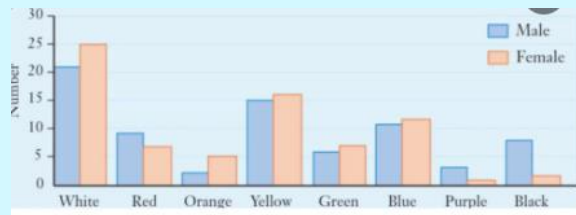


LUNCH!




Middle Session - Maths

- Using the data you collected from yesterday, create at least two different types of graphs. This can be done on paper or digitally using excel or Google sheets. One graph needs to show two-way data - this means it needs to show the male and female responses rather than the whole total. You can do this by colour coding your column, bars or pictures to show male/female. See example below



- Write 3 questions for each of your graphs that can be solved by another person


RECESS!



Afternoon Session - History

Today you are going to investigate what life was like for female convicts in Tasmania. Your focus is going to be a case study on a convict named **Mary James**.

You will need to visit the links, watch the attached videos and then answer the questions located within the Google Slides presentation.













- 8 Rewrite** the sentence, changing the singular nouns to plurals. **Change** any other words to match.




Go to Helpful Hints **3**, **4** and **23**.

On Friday the librarian reads a story to the child on the fourth storey of the library in the city.

- 9 Fill in the empty sound boxes to represent the sounds you hear in each underlined word.

We kept a record of the weather for a month.  r rr wr   k c q ck x^(ks) ch  or ore a aw au  d dd

It is my turn to record today's weather.  r rr wr   k c q ck x ks ch  or ore a aw au  d dd

The cause of the accident was unknown.  k c q ck x [ks] ch  or ore a aw au 

The horses galloped around the racecourse. **k c q ck x(ks) ch** **or ore a aw au**

- 10 Write** words from the brackets to finish the sentences.

Are you _____ you can see the sea _____ from here? (shore, sure)

I saw a wild _____ trying to _____ a hole through the floor. (boar, bore)

The ladies tried to _____ the position of the _____ in the church. (altar, alter)

We yelled ourselves _____ at the _____ races. (hoarse, horse)

The adventurers plan to set _____ on the _____ day of Autumn. (forth, fourth)

The _____ boy wiggled the loose _____ while he waited. (board, bored)

The author moved _____ to autograph his book below the _____. (foreword, forward)

_____ a great friend because _____ willing to share _____ pencils. (your, you're)

- 11** Complete the table.  Go to Helpful Hint **11**

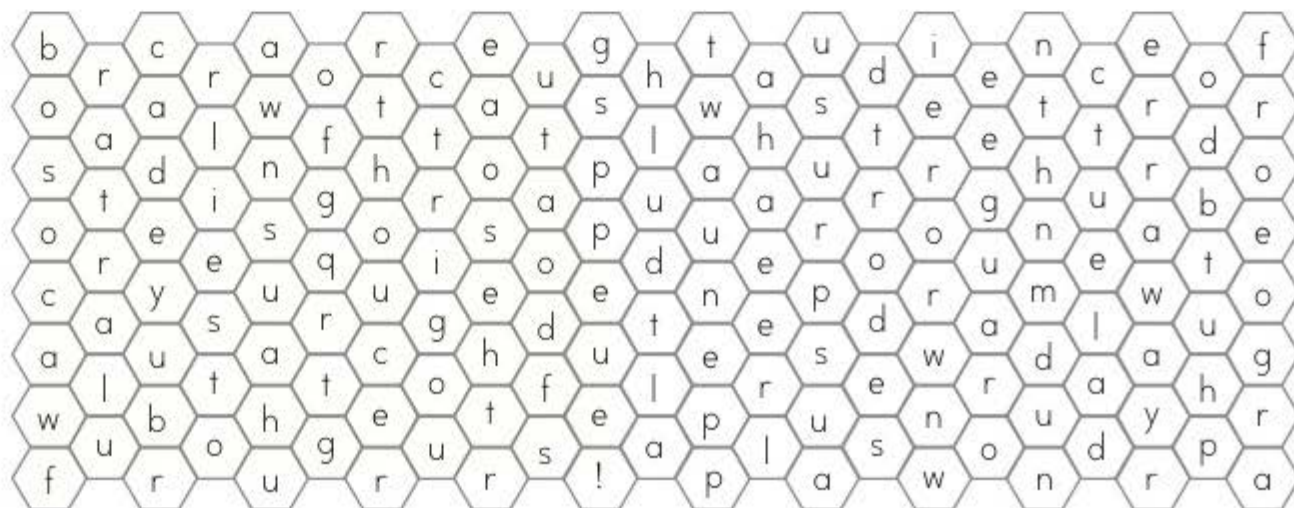
Adjectives (describing 1)	Comparatives (comparing 2)	Superlatives (comparing 3 or more)
My work is good .	Your work is	His is the
This job is bad .	This job is even	That job is the
I haven't got much money .	You have	She has the
The creek is quite broad .	The stream is	The river is the

Challenge

Join letters to form every List Word in the Word Search using a pencil. **Colour** the words different colours to find the Hidden Word.

★ Letters forming words can be joined in any direction. No letter is shared by words.

Hidden Word





8 Fill the empty sound boxes to represent the sounds you hear in each homograph.

Go to Helpful Hint 25.

My friend and I **alternate** between swimming and tennis on Mondays. (verb)

or ore a aw au I ll t tt n nn kn t tt

We play netball and volleyball on **alternate** Tuesdays. (adjective)

or ore a aw au I ll t tt n nn kn t tt

9 Complete the sentences containing comparisons, using the words in the brackets.

Go to Helpful Hint 10.

The author's daughter was the _____ of all the children at the Resource Centre. (naughty)

Rivers are _____ at the mouth as they enter the sea, than at the source in the mountains. (broad)

This red cordial is even _____ than the orange cordial. (awful)

Our dog had the _____ look you could ever see on a dog's face. (mournful)

10 Circle the correctly spelled plural form of the word or words in each pair.

★ To form plurals of hyphenated words, make the main word plural, for example *daughter-in-law* becomes *daughters-in-law*. The other words stay the same.

Go to Activity 7 page 34, Activity 7 page 42, and Helpful Hints 3, 4 and 5.

axes	speechs	mother-in-laws	pianoes	potatoes	studioes	zeroes	volcanoes
axises	speeches	mothers-in-law	pianos	potatos	studios	zeros	volcanos
diaries	secretaries	sister-in-laws	convoies	shelves	chieves	wolves	cheves
diarys	secretarys	sisters-in-law	convoys	shelfs	chiefs	wolfs	chefs
climaxs	cemeteries	passer-bys	spoonsful	media	fungi	aircraft	trout
climaxes	cemeterys	passers-by	spoonfuls	mediums	funguses	aircrafts	trouts

Challenge

Write List Words that are synonyms for the Crossword clues.


Across

3. as needed
4. genuine
9. extreme
11. beginning
12. widen
13. fatigued



Down

1. agreement to repay a loan
2. safety measure
3. acts by itself
5. band to stop flow of blood
6. believable
7. warm and friendly
8. fine china
10. creator, usually of books





Caroline Chisholm

Humanitarian Worker

Born: 30 May 1808

Died: 25 March 1877

Nationality: English

Occupation: Humanitarian Work, Immigration Reformist

Caroline Chisholm was a humanitarian worker, well known for her involvement with female immigrant welfare in Australia during the early nineteenth century.

Caroline and her husband, Archibald, arrived in Australia in 1838 and settled in the town of Windsor. On their trips to Sydney, Caroline became aware of the difficult conditions new immigrants were faced with when coming to the colony, in particular, the young women who were working the streets because they had no money, friends, family or jobs.

In 1840, Caroline set up a home in Sydney to help young women, families and young men. Within seven years, she had placed over 11,000 people into homes and jobs and by the end of the homes 38-year lifespan, she had helped over 40 000 people.

In the Calendar of Saints of the Church of England each year on 16 May, Caroline Chisholm's humanitarian work is recognised.



Fanny Cochrane Smith

Aboriginal Tasmanian

Born: December 1834

Died: 24 February 1905

Nationality: Aboriginal Tasmanian

Occupation: Aboriginal Singer/Song Writer

Fanny Cochrane Smith was known for her wax cylinder recordings of Aboriginal songs. She was one of the last fluent speakers of the Aboriginal Tasmanian language.

Fanny's parents were two of the Tasmanian Aboriginals who were forced to settle on Flinders Island in the 1830s. Fanny was born on the island without an Aboriginal name. When she was eight years old, she was sent to an orphan school in Hobart where she learnt domestic service skills. After her training, Fanny returned to Flinders Island where she served for Robert Clark at his station until 1847.

In 1854, Fanny married William Smith, an English sawyer and ex-convict. Together they had eleven children and earned an income from selling timber.

In 1903, Fanny recorded Aboriginal songs on wax cylinders which became the only audio recordings of the Indigenous Tasmanian language. Some of her recordings can be found at the National Museum of Australia.

In 1905, Fanny died of pneumonia and pleurisy at Port Cygnet. She was one of the last Tasmanian Aboriginal people.



Daisy Bates

Irish Australian Journalist

Born: 16 October 1859

Died: 18 April 1951

Nationality: Irish

Occupation: Journalist

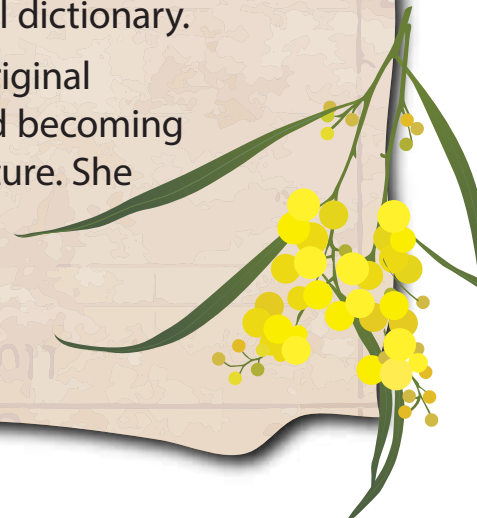
Daisy Bates was born Margaret Dwyer in Ireland in 1859. By 1864, both of her parents had passed away and she was raised by relatives.

In 1882, 'Margaret' emigrated to Australia on *RMS Aimora* and changed her name to Daisy May O'Dwyer. She settled in the Queensland town of Townsville and worked as a governess on Fanning Downs Station.

Eventually Daisy moved to New South Wales, where she married John (Jack) Bates in 1885 and had a child. In 1894, Daisy returned on her own to England where she found a job as a journalist. In 1899 Daisy came back to Australia and settled in Western Australia where she could study Aboriginal life, history, culture, beliefs and customs. She also worked tirelessly as an activist for Aboriginal welfare.

Daisy feared that the Australian Aborigines were a dying race so she made it her mission to record as much as she could about them before they disappeared. Soon her accounts of Aboriginal culture were published in journals and newspapers in Australia and overseas, and over two thousand words and phrases of several Aboriginal dialects were compiled into a local dictionary.

Daisy spent the later years of her life living with Aboriginal communities, learning more about their lifestyle, and becoming an active protector of the Aboriginal people and culture. She passed away at the age of 91 in 1951.



Eliza Hamilton Dunlop

Songwriter

Born: 1796

Died: 20 June 1880

Nationality: Irish

Occupation: Songwriter, Poet, Indigenous Culture Recorder

In 1837, Eliza and her family left Ireland and travelled to Australia on board the *Superb*. They arrived at Port Jackson in February 1838.

In 1839, her husband was appointed police magistrate and protector of Aborigines at Wollombi. Here, Eliza wrote poetry and took a great interest in the welfare and folk-lore of the Aboriginal people. Her poems were published in newspapers across the country.

Soon Eliza gained the respect of the Aboriginal people, including the Aboriginal elder, chief Boni, and begun translating some Aboriginal poems into English, such as the poem 'Nung Ngnun', which was praised and widely published.

Her relationship with the Aboriginal people enabled non-Indigenous people to appreciate the literary worth of Aboriginal songs and poetry.

Eliza passed away in Wollombi in 1880. She is remembered as a significant recorder of Indigenous culture.

Name _____

Date _____

Significant Women in Australia Reflection Sheet

Research a significant woman from Australia who contributed to the shaping of the colony during the 1800s, then answer the reflection questions below.

1. Record the name and birth year of your significant person, then explain what are they most remembered for.

2. List any important achievements of your significant person.

3. Explain how your significant person helped others in the community.

4. If you could interview your significant person, what three questions would you ask them? Record your questions below.

5. How did your significant person help shape the colony in the 1800s?



THURSDAY



Online Learning

Stage 3, Week 5, Thursday

Morning Session 1

Like You is a mindfulness podcast for kids. It uses breathing, affirmations, music, and imagination to explore feelings, relieve anxiety, encourage self-esteem, and grow empathy, all while having fun!

Listen to the latest episode at the following link:

<https://likeyoupodcast.com/>



Morning Session 2: Junky Art - Part 1



It's time to continue our exploration into 3D art. In today's session you will be exploring the genre of **Junk Art** and the artists that create this unique art form.

Follow through the '**JUNKY SCULPTURES**' slides to explore the art and learn what you need to do to be prepared at home for next week's session.

FRUIT BREAK!




Morning Session 3 - Writing

Complete/Edit

Open the 'MONDAY - THURSDAY
Capital City Writing Task' Google slides.
Work through 'Day 4' slides




LUNCH!



Middle Session - Maths

- Watch the short video on how to make a dot plot
<https://www.youtube.com/watch?v=QUxoW9S3kKs>
- Open the google doc titled **THURSDAY DOT PLOTS** and complete the questions. You need to make sure you pay close attention to the key which tells you how much one dot represents.
- When you are done, you will need to create a dot plot using the data given in the table. You can use the dot paper provided to create your dot plot.
- Write 3 statements or questions about your dot plot.

RECESS!



Afternoon Session - Minecraft 2-3pm

Today's session is not a building session.

Carefully read the task slides in the slide set



Today you will need to enter the world and take a series of screenshots of your build.

You will then use these screenshots to create an annotated apartment tower slide set.

On the slide set you will showcase the features and design of your building.

It is where you show us you have met the success criteria of the original task.

Make sure you carefully read our project slides so you know exactly what you need to do as time in the world is limited and it will be the last time it's open.

3D ART LESSON – OFFLINE VERSION OF SLIDES

Junky Sculptures

Part 1

K.Weston 2021

THE
'EARTH'
WITHOUT
'ART'
IS JUST
'EH'

Cloud Gazing

Have you ever just lay on the grass looking up at the clouds? Cloud gazing is a relaxing activity and an one that encourages your imagination to run wild!

If it is cloudy, go and spend some time outside just gazing into the clouds, watch as they move and change shapes. Can you see any familiar shapes appear on the clouds? What did you see appear?

Think about the fact that a cloud is a cloud, nothing more or less **but using your imagination** you have made that cloud represent or remind them of something else.



JUNK ART?

Have you ever heard the term “Junk Artist”?

What types of artwork do you think they create?

What materials do you think a junk artists uses?

Junk artists believe in changing something from its original form to create something new and completely different.

They breathe new life into everyday found and often discarded objects to create something new, beautiful and completely different.



Junk artist - Steve Oatway (Australian)

Steve Oatway is a junk artist, born in 1961. He originally worked as part of the Australian Defence Force for 23 years before deciding to leave in 2004 to **follow his dream** of becoming a full time junk artist.

He currently lives in Punthari, South Australia in an old restored church that is his home, studio and gallery. Steve spent approximately two years living and working in an Aboriginal community in central Australia teaching junk art to various indigenous groups.

He is **very selective** about the type of junk he adopts. He has been on many junk-finding missions to find '**authentic**' junk. Steve's artworks remind us of the importance of recycling.



Steve Oatway Artworks




Look closely at the sculpture on the left. What bits of junk can you spot in this piece?



Is junk art sustainable?
What do think?

This sculpture, called the BLIND MULLET is made from a trolley found crushed on the train tracks and other found objects. It's Steves most famous piece.



Steve Oatway Artworks



TYPE HERE:
What is your opinion on this style of art?
Explain!



Other Junk Artists to explore

Click on the links to explore other examples of junk art. Look at the art works and try to work out what the artwork is made from. Sometimes this is easier than other times. This research is very important!

Check this out!
So cool!

Jane Perkins artworks
<https://janeperkins.co.uk>



Michelle Reader
<https://www.michelle-reader.co.uk/gallery/index.html>

Watch the clip below to see a timelapse of a junk dragonfly

<https://www.youtube.com/watch?v=Bn4BMO9XOV4>



What's next? What is your task?

Now that you have read about Junk art and seen some great examples, it's now time for you to start collecting some junk.

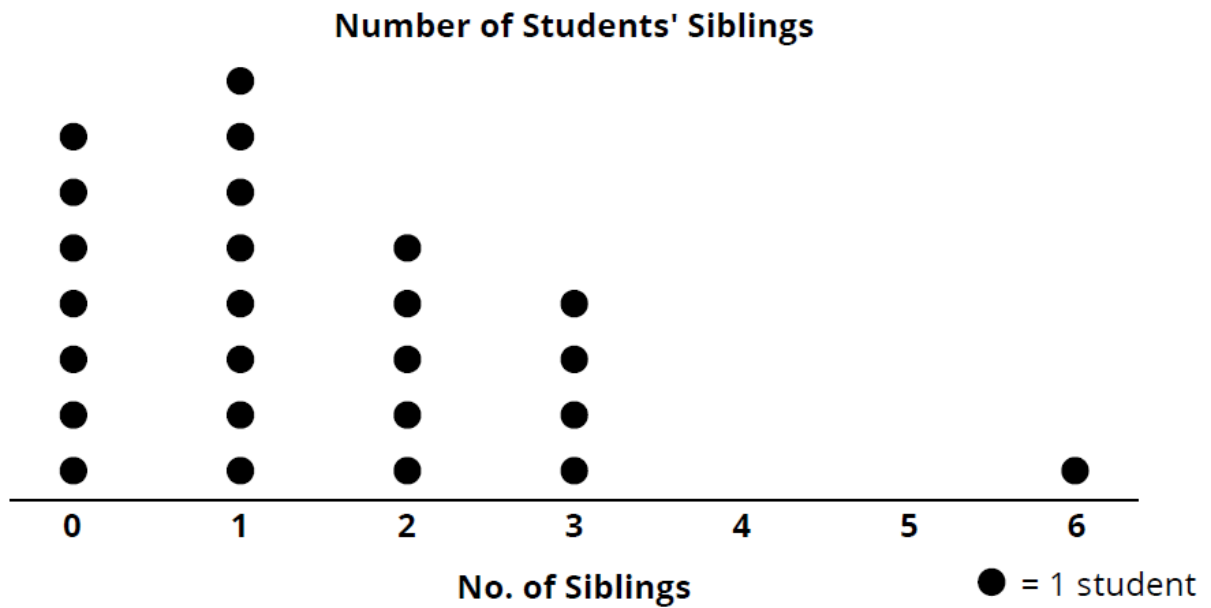
In next weeks session you will be creating your own junk artwork / sculpture.

Before mid next week you need to:

- Discuss this art with your parents
- Make sure you have glue and or tape
- Start looking for junk and collect this in a box or bucket ready for next week.
- This 'junk' could include random bits and pieces, old toy parts, small building materials such as screws etc, old unused items, bottles, bottle tops, lids. **ANYTHING unused.!**
- You are not required to buy items for this, you should be collecting over the next few days. **Let your imagination run wild!**



Dot Plots



Use the dot plot to answer the following questions:

- a) How many siblings do the majority of students surveyed have?
- b) More students have 1 sibling than 2. True/False
- c) How many students have 3 or more siblings?
- d) How many students have 1 or less siblings?



Use the dot plot to answer the following questions:

- a) Which shoe size had the most sales?
- b) Size 7 sold more shoes than sizes 5, 9 and 11 put together? True/False
- c) How could this dot plot help the owner of the shoe shop with their orders?

CREATING DOT PLOTS

Use the data from the table below to create a dot plot. Don't forget to add a title and a scale to show how much one dot represents eg. one dot = 2 people. You can create this on dot paper (open DOT PAPER file). Make sure your spacing is even and accurate. Take a photo and attach it to your week 4 Google document.

Students were surveyed to find out how long it takes them to travel to school each day. The results are shown below.

Time	Number of students	Tally
4 minutes	1	
5 minutes	5	
6 minutes	3	
7 minutes	6	
8 minutes	2	
9 minutes	0	
10 minutes	11	
11 minutes	8	
12 minutes	3	
13 minutes	0	

After you have created your dot plot, write 3 questions or statements about your data display.

Name:

Date:

.
.
.
.
.
.
.
.
.
.
.
.
.
.
.
.
.

Name:

Date:

A large grid of dots for handwriting practice. The grid consists of 20 columns and 20 rows of dots, forming a square pattern. In the bottom right corner, there is a green logo for 'teachstarter' which includes a circular icon with a stylized 't' and the word 'teachstarter' in a sans-serif font.



TUESDAY

Today, your task is to decorate
the area around your apartment
tower.

See the following slides for more
information.

TUESDAY 10th August

2-3pm

Today's task:

Decorate the area around your apartment tower.

Be MINDFUL to not go too close to anyone else's building and DON'T delete anyone else's decoration.

Here are some ideas as to how you might decorate your area.

- Green Spaces - plants, garden beds, trees.
- Paths - that link to the other paths around you.
- Sign Posts - to indicate the name of your apartment complex (maybe consider naming it after a famous olympian)
- Fountain
- Sculptures
- Light Posts

Note: Follow the expectations for Minecraft AT ALL TIMES.

Minecraft Expectations:

- ONLY touch your OWN building at all times.
- **DO NOT** move or destroy any part of anyone else's build.
- **DO NOT** spawn animals.
- **DO NOT** make portals.
- **DO NOT** build barriers.
- Stay in CREATIVE mode
- Don't forget, we are working independently **but we still need to be collaborative.** This means we need to negotiate and compromise and deal with problems quickly and politely.



Please understand that if people cannot work together and are not meeting the expectations, this task will be cancelled. This is your opportunity to show us as a Stage, that you can handle a task like this while we are online learning.

THURSDAY

Today, your task is to create a showcase of the apartment tower you have created.
You will do this by taking screenshots of your apartment tower and add them to this presentation.

See the following slides for more information.

THURSDAY 12th August

2-3pm

Today's task:

Today you will showcase the apartment tower you have created. You will do this by taking screenshots of your apartment tower and add them to this presentation.

**Today is NOT a building day.
The world is only open so that you can get your
screenshots for your slides.
The world will be CLOSED AT 3pm TODAY. Please take
all of your photos and save them in your slides before
3pm**

Note: On Friday there is an additional Minecraft Task in a new world. You will only be given the code if you have completed the apartment tower showcase slides with photos and detailed annotations.

THURSDAY 12th August

2-3pm

Your slides **MUST** include the following.

- Photos showing multiple external views
- Photos of multiple internal views - including your furnished rooms.
- **Detailed annotations.** Each picture should be annotated. Your **annotations** should highlight your key design features and explain your choices of materials or items.

See the examples on the following slides

Note: Follow the expectations for Minecraft AT ALL TIMES.

Please see below some examples of how to annotate your screenshots.



Please see below some examples of how to annotate your screenshots.



I have chosen cherry blossom plants to decorate the landscape of my building. This is because the cherry blossom is a famous flower to Japan, where my building is.

FRIDAY



Mini Project Day

Stage 3, Week 5, Friday

“The World of Cauldrons”

Today you will enter the **World of Cauldrons**. You will be designing and building your own Olympic Cauldron.

Carefully follow the “World Of Cauldrons” slide set instructions.

Once the morning build is complete you will be given time in the afternoon session to take screenshots and create your showcase slide set about your cauldron.

You will be expected to annotate the images about your cauldron, including what the meaning behind it is and what you have chosen the materials you have chosen. Examples of this are on the slide set.

SCREEN BREAK

During your break between Minecraft sessions today, please complete the below workout and add it to your Premier's Sporting Challenge.

<https://www.youtube.com/watch?v=FHo9QaJ1DyI>

The World will be open for two sessions today with a break in between to complete the “SCREEN BREAK” activity and have lunch..

The world will only be open from
9:30-11:30 (building time)
and

1:00-3:00 (presentation prep time)



CAULDRON CHALLENGE!

Today your job is to :

PLAN
SKETCH
BUILD
SHOWCASE
An Olympic cauldron.

Part 1: From 9-9:30 Look through the following slides before you begin planning / sketching your design.

Olympic Cauldrons

Look through the following images of past Olympic Cauldrons for inspiration.

Each has significant meaning and thought behind the design.

To extend yourself research other previous cauldrons.




The 2012 London Olympic Cauldron was designed by Thomas Heatherwick.

The cauldron design was made up of 204 individual 'petals' to represent each competing country.

At the end of the games each petal was given to each nation as a souvenir of the games.

Olympic Cauldrons




The 2020 Tokyo Olympic Cauldron

The cauldron was designed to evoke the sun and a flower.

The flower represents vitality and hope.

The podium the cauldron sits atop is representative of Mount Fuji, Japan's tallest mountain.

Japan's goal was to be the most sustainable Olympic Games. It is the first host country to use hydrogen to power and keep the Olympic flame burning.



Olympic Cauldrons

The 2008 Beijing cauldron was designed by the Chinese Technology company Lenovo.

They also designed the Olympic Torch along with the rim of the stadium.

Altogether they were meant to look like an unrolling scroll, with the cauldron itself representing the end of the scroll.



It's design was inspired by the traditional Bronze Age Cauldron with the 56 individual cloud swirls engraved on the exterior representing the 56 different ethnic groups of China.





The overall theme of the stadium, cauldron and olympic torch was fondly named the "Clouds of Promise"

Olympic Cauldrons



The Rio Olympic Cauldron was designed by Anthony Howe

This cauldron has a kinetic design which means it had moving parts.



The designer wanted to replicate the sun using movement to mimic its pulsing energy and reflection of light

PART 2 - Sketch and build

World open at 9:30am
- 11:30am

Now that you have seen some Olympic cauldrons from past Olympics, it's now your turn to design and build your own.

Below is the success criteria for your cauldron:

- Build your cauldron near each other to make it a proper World of Cauldrons.
- Place a sign in front of your cauldron so your teacher can see that it's yours.
- Your design must be sketched.
- The Olympic cauldron always has a meaning or significance. Make sure your cauldron has a special meaning or significance to the Olympics.

Note: FOLLOW THE MINECRAFT GUIDELINES at ALL times. Failure to do so will result in you being kicked out of the world.

Minecraft Expectations:

- ONLY touch your OWN building at all times.
- **DO NOT** move or destroy any part of anyone else's build.
- **DO NOT** spawn animals.
- **DO NOT** make portals.
- **DO NOT** build barriers.
- Stay in **CREATIVE** mode
- Don't forget, we are working independently **but we still need to be collaborative.** This means we need to **negotiate** and **compromise** and **deal with problems** quickly and politely.



Please understand that if people cannot work together and are not meeting the expectations, this task will be cancelled. This is your opportunity to show us as a Stage, that you can handle a task like this while we are online learning.

PART 3 - Explain and Showcase

World open at 2pm -
3pm

Now that you have created your Olympic cauldrons in Minecraft, you must now create your showcase..

Below is the success criteria for your cauldron SHOWCASE:

- Photos of the cauldron from different angles.
- A copy/photo of your sketch
- An explanation of the meaning or significance behind your cauldron (Like the examples in slides 3, 4 and 5).

Note: There is to be NO MORE from 2pm - 3pm. You are accessing the world just so you can get your screenshots.